




PUPIL POST



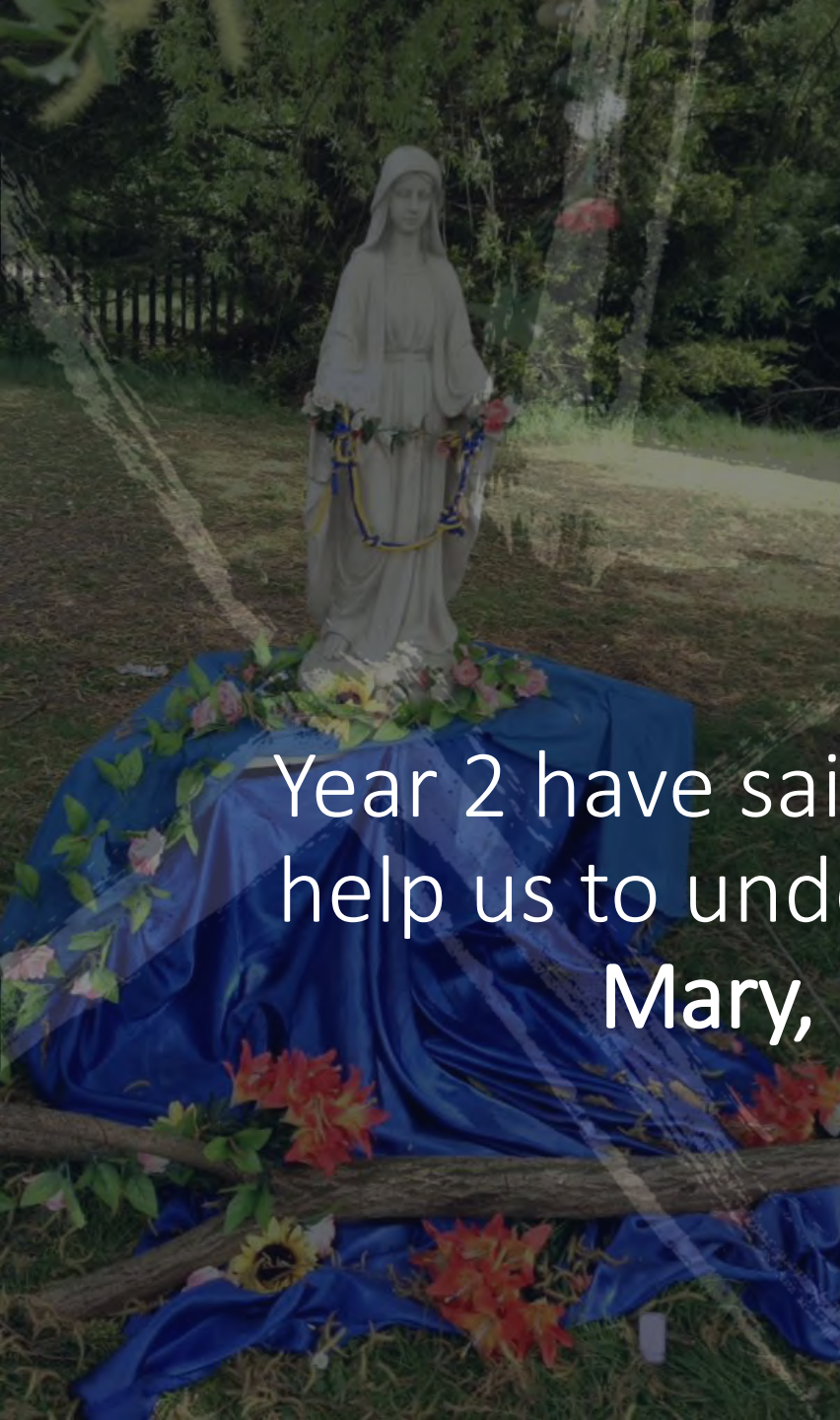
15th May 2022
5th Sunday of Easter



Mary, Undoer of Knots
Mary Mother of God,
I look to you for help.
Here is the ribbon of my life.
Here are my knots of worry.
I pray to you Mary.
Please take my knots
of worry, anxiety and mistakes.
With your fingers
of love and grace,
please work to undo my knots.
Mary undoer of knots pray for us.



Mary undoer of knots pray for us.
Please take a ribbon from the box and add
your ribbons to the tree



Year 2 have said a prayer to Our Lady, asking her to help us to undo our knots of worries and mistakes.
Mary, undoer of knots, pray for us.



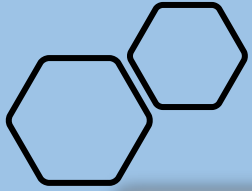


After talking about 'Mary the Undoer of Knots' Reception went to visit the shrine of Mary to tie their knots on the tree.



*Mary, undoer of knots
pray for the children in
Year One and their
families as we place our
hearts and faith in Mary.*





The Nursery children have been thinking of ways to show their love for Mother Mary.



This month we are remembering Mary and ways of showing her our love.

"Mary she's happy!"
"It's Jesus!"

Mary is Jesus mummy.



Mother Mary is everyone's mother.



Mother Mary had a baby called Jesus.



Mother Mary, Gods and Jesus.



"Mother of God."



Jesus mother, Mary.





Nursery children have been finding out, exploring and making links whilst working with a 'Movin' Monkeys' building set.

"You attach that one there and then..."

"Put this one here!"

"We have to spin it!"

[How do you spin it?]

"Turn the cobs (cogs)"

"If we have another tree we need another monkey."

"The monkey is swinging!"

"Maybe we can hang the monkeys on here!"

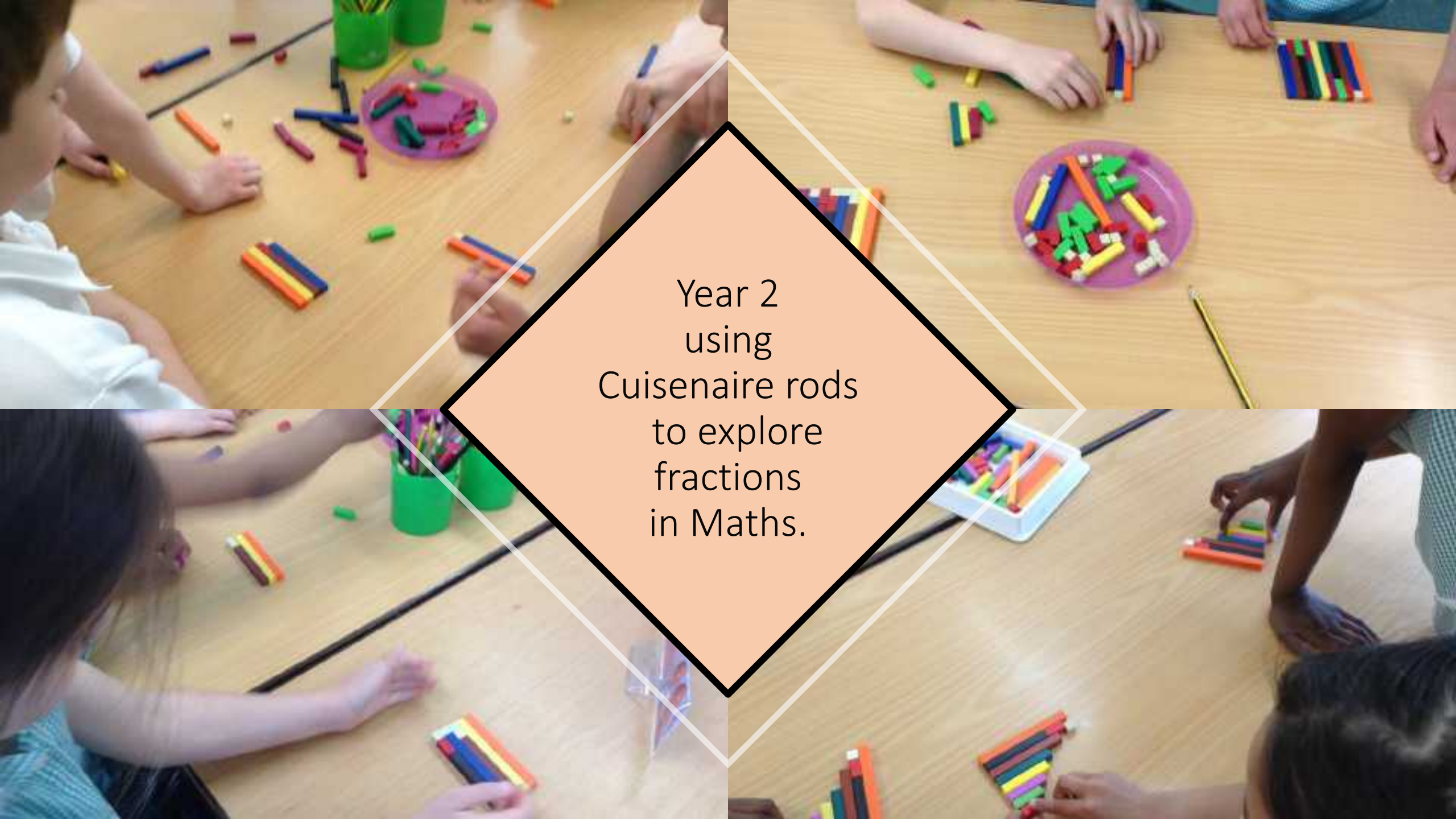
"We don't need more!"

Watch us in action sharing ideas, attaching bases together and adding gears here:


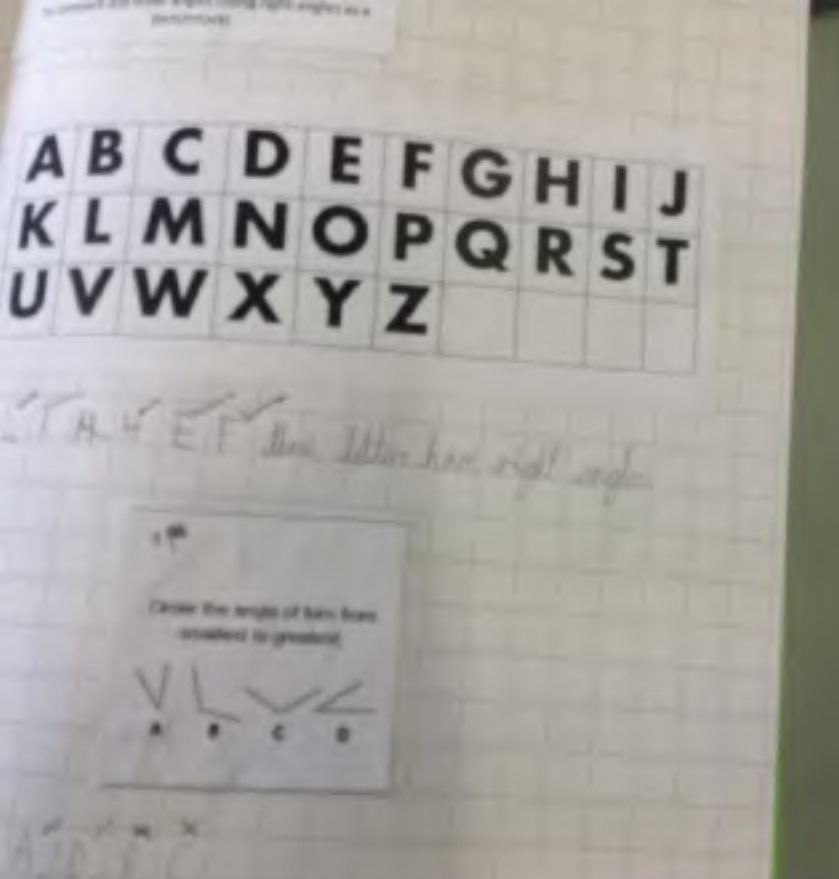
https://twitter.com/svdp_school/status/1523599462211670016

and here

https://twitter.com/svdp_school/status/1523650108772032512





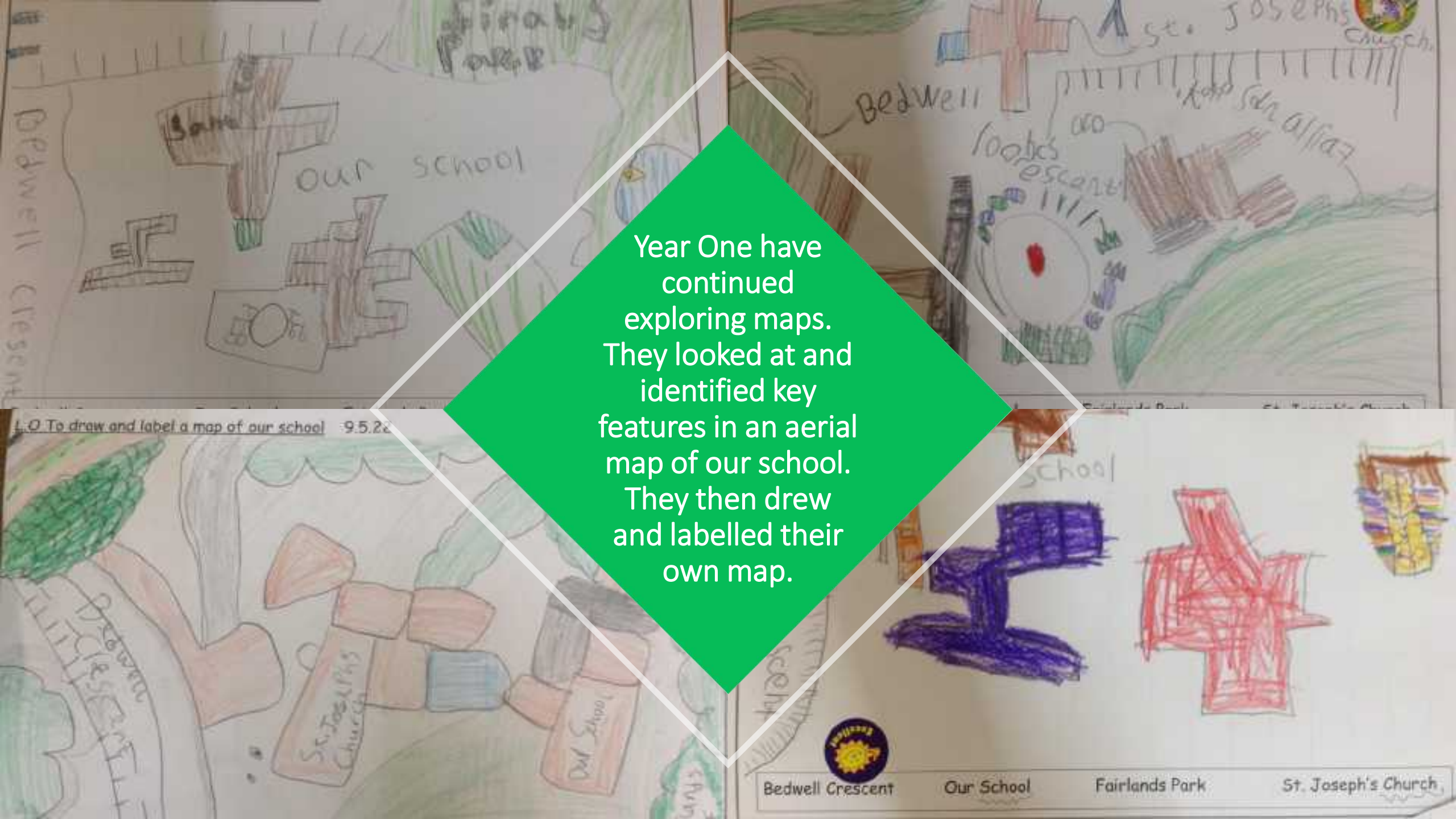
Year 2
using
Cuisenaire rods
to explore
fractions
in Maths.



In Maths Year 3 have been looking at and learning about angles and have written instructions about how to dye fabrics using fruits and vegetables.

They then identified the internal angles in 2d shapes.





Year One have continued exploring maps. They looked at and identified key features in an aerial map of our school. They then drew and labelled their own map.

Bedwell Crescent

Our School

Fairlands Park

St. Joseph's Church



In response to the story of the week the children planted their bean, remembering the sequence of first, next, then and finally.

Following the children's interest- choosing what they know and imaginary games:
"You can't catch me, I'm Batman!"





Sharing ideas from the artist Alberto Giacometti in Year 5, experimenting with drawing and sculpture skills. Some wonderfully talented and engaged artists

Year 2 learning about the power of the wind in Geography.



Reception practised their throwing, dribbling and hurdling skills



Someone was
inspired to
make a little gift
for our RE area
- thank you!





Table tennis
skills
in Year 5



ICT Year 4 - Writing with code.